

(1) LCD display
(3) Breath inhaler

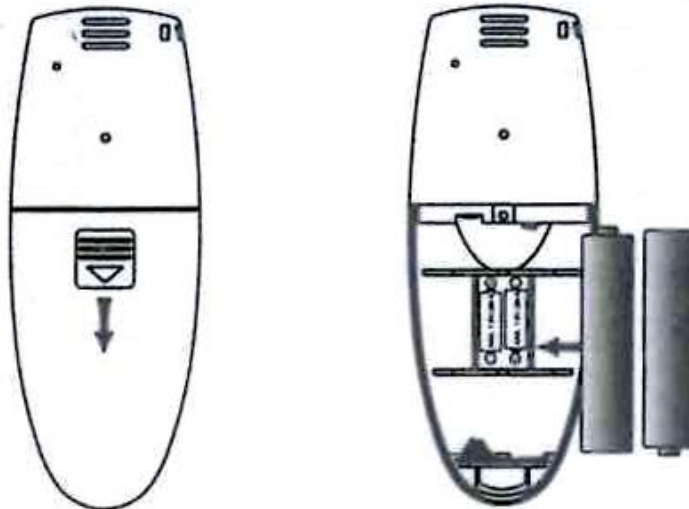
(2) Power button
(4) Battery compartment

Features

1. Digital alcohol test with audible alert
2. Range:0.00-0.19% BAC & 0.0-1.9g/l
3. Quick response and resume
4. Auto power off
5. Use 2***"AAA"** alkaline batteries

Installing battery

1. Slide open the battery compartment lid from the back of the unit.

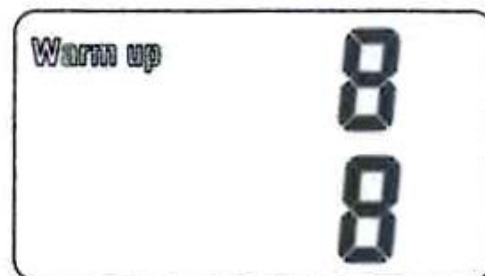


2. Insert two **"AAA"** (UM-4) alkaline batteries with correct polarity as indicated.
3. Replace the battery compartment lid.

How to use the alcohol tester

Warm up

1. Press the power button once, the alcohol tester LCD will turn on with one beep sound.



2. The **"warm up"** symbol is displayed, and the 10 to 0



countdown is started that indicate the tester is in warm-up mode.

Note

It always has a large number of gas & impurity adsorbed on the surface of alcohol sensor, when first time taking out the tester from the packaging, or after long time no using for the tester, it need more time for cleaning and warm up the sensor, you should repress the power button and retry several times If possible.

Test

1. The "Blow" symbol is displayed when warm-up is succeed, and the 10 to 0 countdown is started that indicate the tester is in testing mode.



2. Near and blow into the breath inhaler for 3-5 seconds.

3. Read the test result from the alcohol tester LCD

4. The "Caution" symbol is displayed if the alcohol concentration is the level:

0.02% BAC(or 0.2g/l) to 0.05% BAC(or 0.5g/l).

0.05% BAC(or 0.5g/l) to 0.08% BAC(or 0.8g/l).




5. The "Danger" symbol is displayed with beep audible alert if the alcohol concentration is the level:

over & equal 0.05% BAC(or 0.5g/l).

over & equal 0.08% BAC(or 0.8g/l).

Auto power off

1. After the result be display for about 15 seconds, the "OFF" symbol will appear for 2-3 seconds and the alcohol tester be turned off.



2. If no blow into the breath inhaler at the test mode, the LCD will display "0.00" value.

Note

To obtain more accurate result, manufacturer recommend you to check repeatedly 2 or 3 times.

Low battery indication

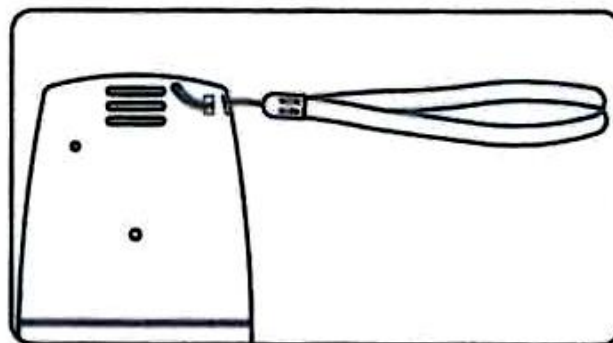
If the "L" symbol flash on the display, it indicates the batteries electricity is not enough and the tester will automatically turned off, please try to replace the old batteries

Replace battery

Replace two "AAA" batteries when the tester is not enough turn on & warm up.

Hanging function

Please tie the plastic pole with the hand harness(included).



Specifications

- * Sensor: advanced semiconductor oxide alcohol sensor
- * Range: 0.00%-0.19% BAC & 0.0-1.9g/l
- * Accuracy:0.01% BAC (0.1g/l)

- * Power input: 2 X 1.5V "AAA" alkaline battery
- * Operating time: warm up: 10s, response: <5s
- * Auto power off: 35 seconds approx.
- * Dimension: 95X36X18mm

Precaution

- When after drinking, it is recommended to last after 20 minutes, it is because 20 minutes is approximately for alcohol to be absorbed into blood from the digestive organs, and residual alcohol remaining in the mouth takes this long to dissipate.
- For accurate result, do not repeat next testing within 3 minutes after last time.
- Do not smoke and eat for 20 minutes prior testing.
- Do not use chemicals such as benzene, thinner or petrol to clean the tester directly.
- Do not blowing liquid into the breath pipe.
- Do not use any excitant substances near the tester, such as pains, insecticides, alcohols.
- Do not place the tester in the closed environment with contaminated air.
- Modifying or tampering with the unit's internal components may cause a malfunction.
- The unit is designed to be used as an aid to promote reasonable driving. It should not be used in anticipation of the use or operation of vehicles, machinery, or equipment. the unit makes no references whatsoever to blood alcohol content or other such measures of intoxication promulgated by government, medical or other agencies or bodies. The result of this alcohol gives BAC for reference only, manufacturer does not to take any legal responsibility.
- Each individual's body responds differently to alcohol. A person may become legally impaired to drive at a point below the legal blood alcohol limit.